



- **26' BUILT TO 2C SURVEY**
- Other designs available for both 24' and 26' - Walk around, Cuddy cabin and Centre console available
- Both trailerable under 3500kg
- 26' single shaft drive tunnel with Yanmar 370 diesel in design
- Unlimited options

CJH 35' in early stage of design



Introducing

CJH 24' Sportfisher &

CJH 26' Sportfisher

Please email enquiries to
cjhyachtservices@bigpond.com
For more information, visit our website
www.cjhyachts.com

CJH 24' Sportfisher

Standard

CJH 26' Sportfisher

Standard

SPECIFICATIONS 24'

| | |
|---------------------|--|
| LOA | 7.4m |
| Beam | 2.7m |
| Weight | 2000kg (dry)- Average weight on trailer with fuel and gear under 3,200kg |
| Design | Jaques Mertens |
| Speed | 30knots W.O.T / 26 knots cruising |
| Fuel | 26 litres/hour @ 26 knots 17 litres/hour @ 17 knots |
| Construction | Composite epoxy marine ply |
| Engine | 1 x YANMAR 4LV with 370ZT stern drive |
| Steering | Hydraulic HI Drive Steering |
| Controls | Electronic engine controls & gauges NMEA 2000 Compliant |
| Price | Base model price starting at \$150,000 + GST <i>Unlimited options available</i> |

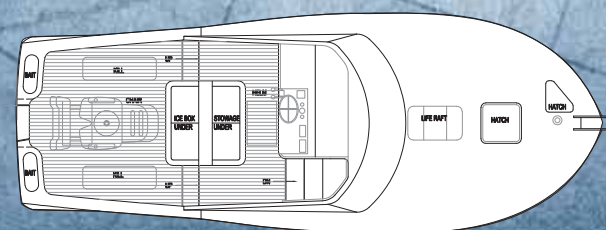
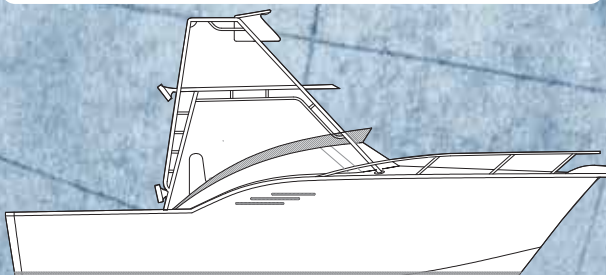
CJH 24' Sportfisher



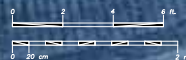


SPECIFICATIONS 26'

| | |
|--|---|
| LOA | 7.9m |
| Beam | 2.98m |
| Weight | 3000kg (dry) - Average weight on trailer with minimal gear 3,500kg |
| Design | Peter Hogbin, Naval Architect, Aurora Design |
| Speed | 30knots W.O.T / 26 knots cruising |
| Fuel | 40 litres/hour @ 26 knots 25 litres/hour @ 17 knots |
| Construction | Full moulded vinylester and polyester hand laid with pvc core |
| Engines | 2 x YANMAR 4LV 150 hp to 250 hp each, Common Rail Diesel Engines. 2.8lt 4 cylinder |
| Steering | Hydraulic HI DRIVE steering |
| Controls | Electronic engine controls & gauges NMEA 2000 Compliant |
| Base Price starting from \$240,000 + GST <i>NB plus 2C Survey</i> | |

CJH 26' Sportfisher



"Built to 2C Survey"



Available with outboards